

Audacy Spec sheets

Last Modified on 12/08/2021 2:43 pm EST

This is an archive for Audacy spec sheets.

Controllers



LCE20A1000

20A Luminaire Controller



SCD1000-EM

120/277V External Luminaire Controller



SCLINE1000

SCLINE-277

Line Dimming Luminaire Controller



SCELV1000

SCELV-277

Electric Low Voltage (ELV) Dimming Luminaire
Controller



SCDMET-277

SCDMET1002

Metal Luminaire Controller



SCC1000

347V Internal Luminaire Controller

Wall Controls



WMS1200

Wall Mount Switch



WMS1201

On-Off Wall Mount Switch



TS1200

Push Button Wall Switch



TSS1204

Push Button Combination Switch



TSS1200

Push Button Scene Switch



WSS1200

Scene Switch



SRC2100


Single Room Controller



SS1200

Remote Switch

Sensors



VSC1300

Ceiling-Mount Motion Sensor



VSW1300

Wall-Mount Motion Sensor



VSC1301

Wide Range Ceiling Mount Motion Sensor



VDT1300

Dual-Technology Motion Sensor



HBS1302

High Bay Motion Sensor



LS1400

Light Sensor



RPS2000

Room Partition Sensor



VSC1302

Outdoor Motion Sensor



VSC1303

Recessed Ceiling Motion Sensor

Utility Devices




GW1100

Audacy Gateway




PROXY-RP01

Proxy Kit



IBRIDGE

Bridge Contact



RS1800

Plug Load Controller

HVAC Sensors



58-N-1201

1201 Series Sensors



58-N-1101

1101 Series Sensors



58-N-1102-CO2-R

58-N-1102-DP1-R

1102 Series Sensors



58-N-1102-DP1-R

Differential Pressure Sensor



58-N-1202-CO2-R

915 MHz Wireless Sensor System - 1202

58-N-1202-DP1-R

Sensors



AH-CO2

Carbon Dioxide / Temperature / Humidity /

AH-CO2THD

Dew Point Sensor

Warranty Document: [audacy-limited-warranty.pdf](#) 