


# SmartCast Technology How To Videos


Last Modified on 10/22/2021 10:42 am EDT

This playlist provides video tutorials for conducting OneButton Setup to commission Cree Lighting SmartCast Wireless Network and using the unique functions of SmartCast to tailor the controls solution to user applications.


## How to Videos List




#1 Before You Get Started




#2 OneButton Setup



#3 Occupancy Testing



#4 Changing Color Temperature



#5 Creating a Switch Group

**SmartCast® Technology**  
Creating Occupancy Groups

CREE ⇄  
LIGHTING

#6 Creating Occupancy Groups

**SmartCast® Technology**  
Adding a Switch to a Switch Group

CREE ⇄  
LIGHTING

#7 Adding a Switch to a Switch Group

**SmartCast® Technology**  
Adding a Luminaire to a Switch

CREE ⇄  
LIGHTING

#8 Adding a Luminaire to a Switch Group

**SmartCast® Technology**  
Adding a Luminaire to an Occupancy Group

CREE ⇄  
LIGHTING

#9 Adding a Luminaire to an Occupancy Group

**SmartCast® Technology**  
Changing Timeout Settings

CREE ⇄  
LIGHTING

#10 Changing Timeout Settings

**SmartCast® Technology**  
Changing Occupancy Sensitivity

CREE ⇄  
LIGHTING

#11 Changing Occupancy Sensitivity

The complete playlist can be found at [SmartCast Technology Playlist](#)

---